

[News](#) [Buzz](#) [Life](#) [Quizzes](#) [Videos](#) [More](#) ▼

TOP POST

20,042,483 VIEWS



DIY

## 41 Camping Hacks That Are Borderline Genius

These tips and tricks will guarantee you'll be a totally happy camper this summer.

posted on Jun. 5, 2013, at 1:20 p.m.



**Peggy Wang**  
BuzzFeed Staff

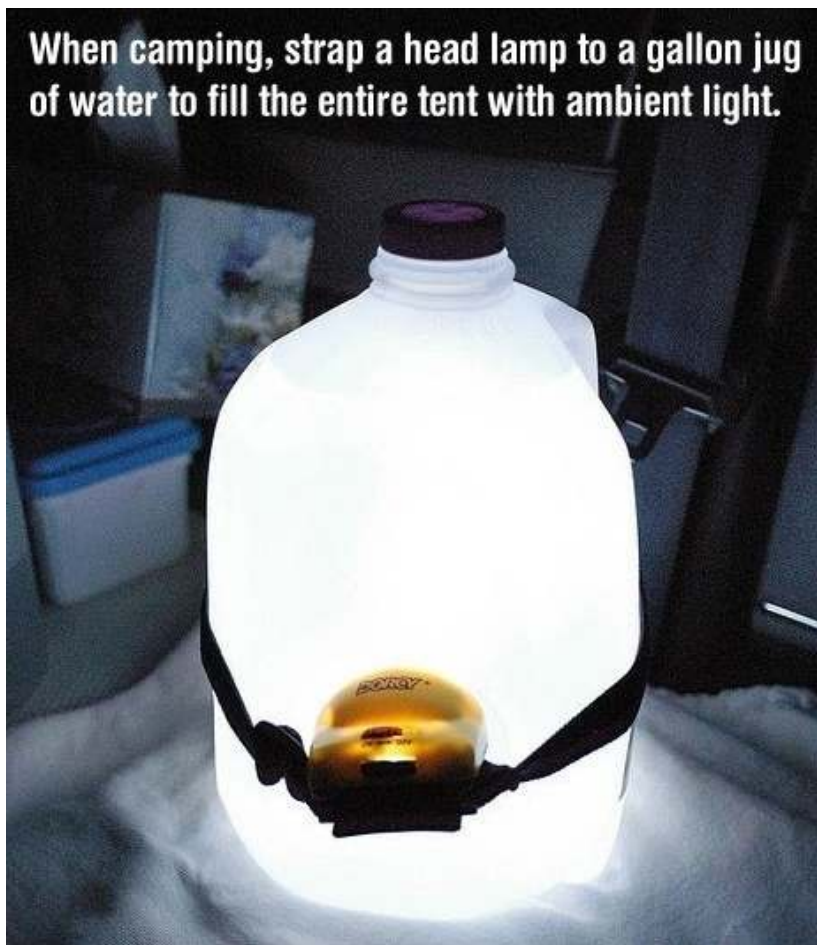


**1. Use foam floor tiles for a softer, more comfortable tent floor.**



[alittlecampy.com](http://alittlecampy.com)

2. Point a head lamp into a jug of water for an instant lantern.



*Flickr: listorama*

**3. Paint the inside of a jar with non-toxic glow-in-the-dark paint for an easy DIY lantern.**



*[lindsayandandrew.blogspot.com](http://lindsayandandrew.blogspot.com)*

See how she did this [here](#).


**4. Make tin-can sandwich bread as a portable food option.**



*thereadystore.com*

Get the recipe [here](#).

**5. Familiarize yourself with what the poisonous plants look like.**



*sheknows.com*

**6. Bring a tick deterrent.**



**7. Glue sandpaper to the top of your match holder.**



*craftaholicsanonymous.net*

Be sure to buy strike-anywhere matches.

**8. Repurpose a coffee can to hold and protect TP.**



fieldandstream.com

## 9. Make crescent rolls over the campfire.



For maximum yumminess, fill 'em with stuff like marshmallows and Nutella. Or wrap hot dogs with them.



Get the directions [here](#).

#### 10. Use Tic-Tac boxes to store spices.



[skruben.blogspot.ca](http://skruben.blogspot.ca)

#### 11. Invest in a two-person sleeping bag.



*cabelas.com*

This one is [\\$84.99 from Cabelas](#).

## 12. Get these seat hammocks for car camping.



*hammocks.com*

Buy 'em [here](#).

## 13. Cut up a straw and fill the pieces up with antibiotic ointment or toothpaste for single-use packets.



briangreen.net

Use a lighter to seal up the ends.

#### 14. Make travel coffee bags out of coffee filters and dental floss.



scjohnson.com

Place a scoop of coffee grounds into a coffee filter and tie it up with dental floss. When you're ready to brew, just make it like you would make tea in a teabag!

#### 15. Need your coffee? Bring a few of these.



[pinterest.com](#)

They'll keep you from going into caffeine withdrawal.

## 16. Make candle stakes for romantic nighttime lighting.



[asubtlerevelry.com](#)

Get the directions [here](#).

## 17. Make single-use soap leaves from a bar of soap

and a vegetable peeler.



*asubtlerevelry.com*

You can also rub soap on mosquito bites to relieve the itchiness.

**18. Use an empty laundry detergent dispenser as a hand-washing station.**

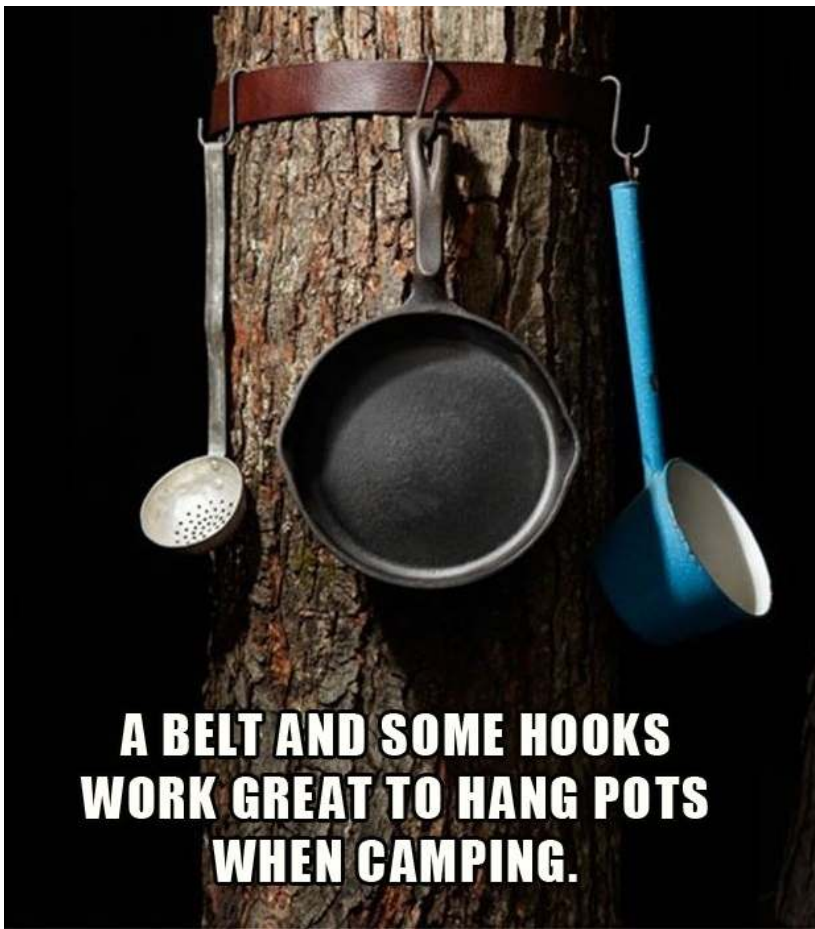


*greatwildoutdoors.com*



Just fill it up with water.

**19. Use a belt and hooks to hang up pots and pans.**



*pinterest.com*

## 20. Make campfire cones!

# Campfire Cones



KidsActivitiesBlog.com

[kidsactivitiesblog.com](http://kidsactivitiesblog.com)

**21. Pack a mini first-aid kit into an old prescription bottle or Altoids tin.**



[chasinggreen.org](http://chasinggreen.org)

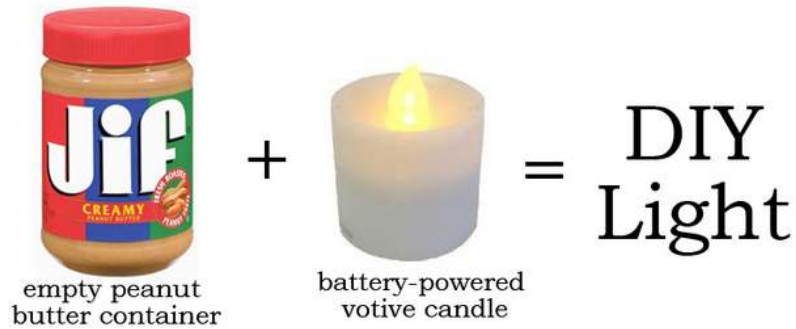
**22. Make pancakes with pre-made pancake mix using shortening and dry milk, which don't need to be refrigerated.**



[onegoodthingbyjillee.com](http://onegoodthingbyjillee.com)

Get the full recipe [here](#). You can also find powdered eggs at most grocery stores (if you don't shudder at the thought).

23. Put a battery-powered votive candle into an empty peanut butter container to make portable lanterns.



24. Make a portable washing machine with a plunger and a bucket.



Get the directions [here](#).

25. Make an easy-to-carry fire starter with a cardboard-only egg carton and match light charcoal.



[sewmanyways.blogspot.com](http://sewmanyways.blogspot.com)

You just have to light the carton and the fire will catch on to the charcoal.

26.



[macbrosplace.com](http://macbrosplace.com)

27. Make pocket-sized oil lamps out of travel-size or hotel toiletry shampoo bottles.



*instructables.com*

Get the directions [here](#).

**28. Forgo the meat marinade and put the rosemary right on the coals.**



[marthastewart.com](http://marthastewart.com)

Once the coals are uniformly gray and ashy, cover them with fresh rosemary branches. Your meat and vegetables will be flavored with the taste of savory herbs.

### 29. Bring cheeses in waxed packaging as well as hard cheeses.



[www.cutefoodforkids.com](http://www.cutefoodforkids.com) / [Via bonappetit.com](http://Via.bonappetit.com)

Aged cheddar, Parmigiano, and/or Gruyère will keep for at least a week unrefrigerated.

### 30. Add bundles of sage to a campfire to keep mosquitoes away.



google.com

### 31. Try roasting Starburst.



clarkandsuz.blogspot.com



clarkandsuz.blogspot.com

Sounds crazy, but it's actually delicious. Crunchy on the outside, warm and gooey on the inside. Roast it until it's bubbling.

### 32. Forgo pasta for a quick-cooking alternatives like polenta, quinoa, or couscous.



[bonappetit.com](http://bonappetit.com)

Polenta is especially versatile because it can be shaped into patties and pan-fried for a sweet or savory meal. Get a recipe for [grilled polenta cakes](#).

### 33. Cook cinnabuns (the canned kind) in a hollowed-out orange over a campfire.



[trulysimple.com](http://trulysimple.com)

Get the full details [here](#).

### 34. If you're going to be hiking, use this biodegradable trail-marking tape.




[gofastandlight.com](http://gofastandlight.com)

Buy it [here](#).

### 35. Keep the kids busy with a scavenger hunt.



[thetaylor-house.com](http://thetaylor-house.com)



[pinterest.com](http://pinterest.com)

Write the items down on a paper bag so they have a receptacle for the items.

### 36. Use a bucket and a milk crate as an emergency toilet.



[rootsimple.com](http://rootsimple.com)

Get the directions [here](#).

**37. Cotton pads dipped in wax are a crazy easy way to make portable fire starters.**



[pinterest.com](http://pinterest.com)

**38. Bring microfiber towels — they're super**

**absorbent and lightweight.**



[amazon.com](http://amazon.com)

**39. Freeze gallon jugs of water and place them in your cooler.**

[campingblogger.net](http://campingblogger.net)

They'll keep your food cold, and you'll have plenty of water to drink for later.

Other things you can freeze to use for later: pasta sauces, chili, and pesto.

**40. Make emergency light sources out of an Altoids tin, cardboard, and wax.**

*instructables.com*

Get the instructions [here](#).

#### **41. Make sandwiches with this campfire panini press.**

*campsaver.com*

No matter how far you have to carry this thing, YOU NEED IT. Get it [here](#) for \$25.95.

**You love DIY hacks. So why aren't you getting**

## BuzzFeed's DIY newsletter? Sign up right now.

[Sign Me Up!](#)

**CORRECTION:** *Item #3 was swapped out when it came to BuzzFeed's attention that the previously listed hack did not work. Apologies to anyone who felt duped by this egregious error.*

Tagged:camping, camping hacks, camping tips, camping tricks, glamping, nature, outdoors, picnics, summer advent, summer adventure, summer camping, summer trips, summer vacation, the great outdoors, vacation, viral, win

---

[Advertise](#) [Jobs](#) [Mobile](#) [Newsletter](#)[US Edition](#) ▼[About](#) [Press](#) [RSS](#) [Privacy](#) [User Terms](#) [Ad Choices](#) [Help](#) [Contact](#)

© 2015 BuzzFeed, Inc